


FaceTime

Rationale: During this Public Health Emergency, CMS has waived enforcement of certain HIPAA encryption requirements for good-faith use of telehealth technology. This allows healthcare providers to communicate with patients on their personal phones using approved non-public facing video chat applications, like FaceTime.

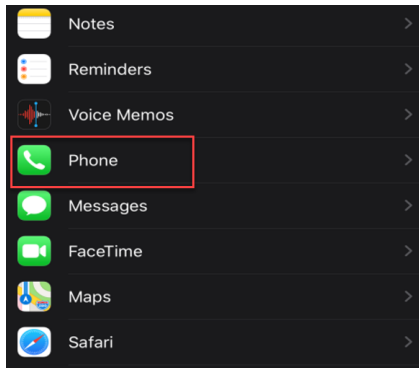
Settings can be made to avoid publicly displaying your personal phone number while communicating with patients on FaceTime.

Blocking Caller ID on FaceTime

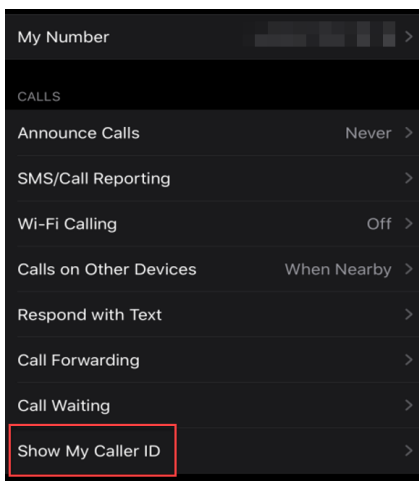
1. Open your Settings App



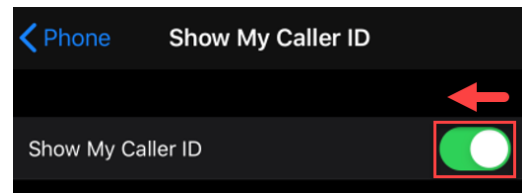
2. Scroll down and select "Phone"



3. Select "Show My Caller ID"



4. Swipe the enabled button to the left to block you caller ID.



5. Caller ID is now blocked. Provider can now use FaceTime to communicate with patient without phone number being publically displayed.

